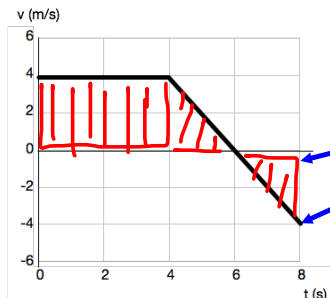


**Can we get everything we need  
from the velocity graph?**



Slope is acceleration.

$$a = \frac{\text{rise}}{\text{run}} \quad (\text{If it's a downslope, the slope is negative.})$$

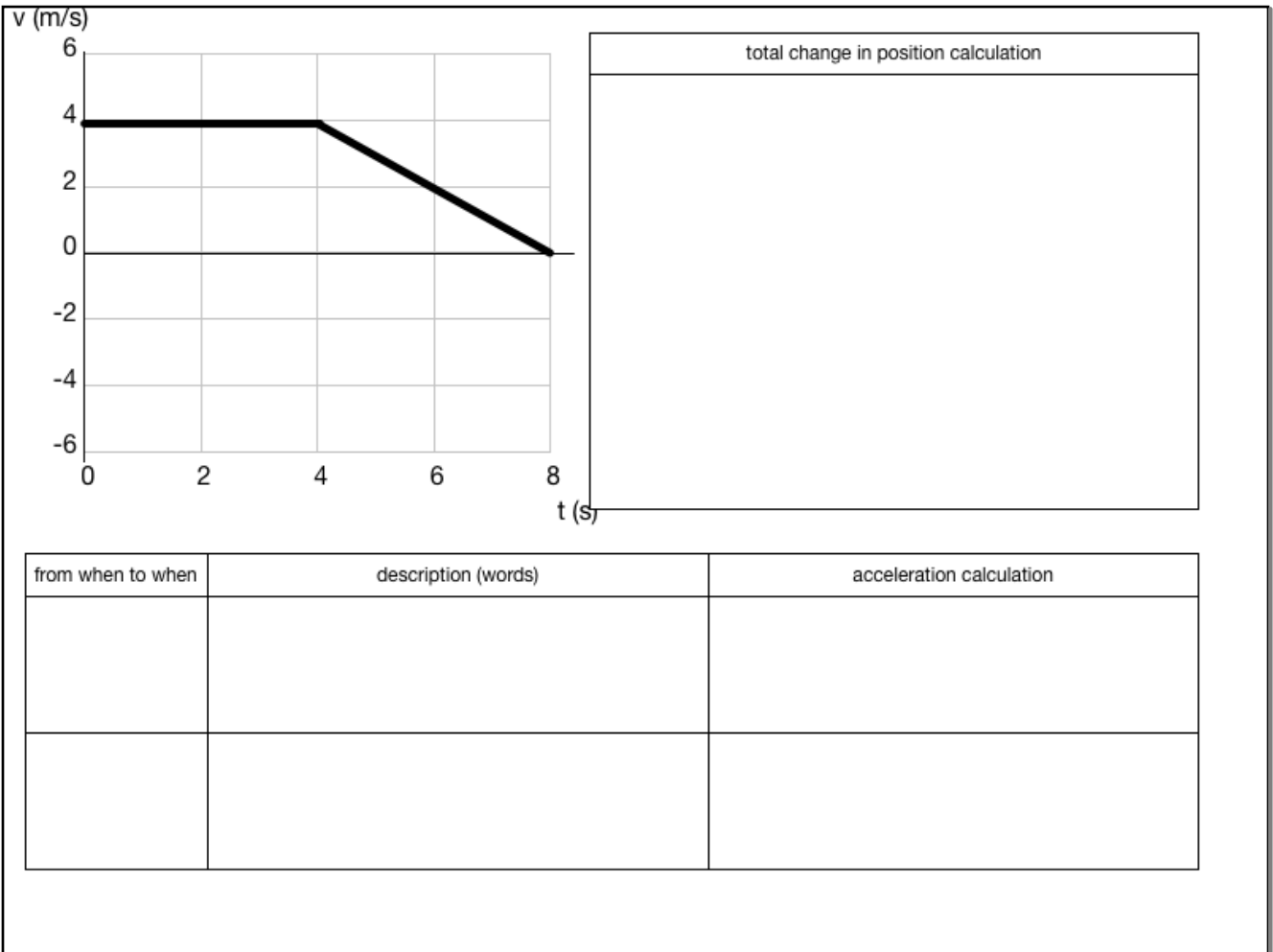


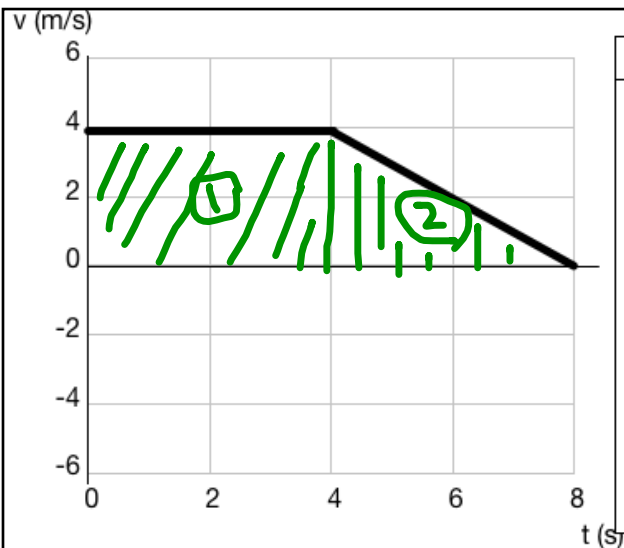
Area is change in position.

Between graph and 0-line.

Break it up into triangles and rectangles to make the calculation easier.

Area below the 0-line counts as negative (going left).





total change in position calculation

$$\text{Area 1} = bh = (4 \text{ s})(4 \text{ m/s}) \\ = 16 \text{ m}$$

$$\text{Area 2} = \frac{1}{2}bh = (\frac{1}{2})(4 \text{ s})(4 \text{ m/s}) \\ = 8 \text{ m}$$

$$\text{Total change in position} = 16 \text{ m} + 8 \text{ m} \\ = 24 \text{ m}$$

from when to when	description (words)	acceleration calculation
0 to 4 s	Constant speed to the right.	rise: $\frac{0}{\text{run: } 4 \text{ s}} = 0$
4 to 8 s	Slow down - moving right.	rise: $\frac{-4 \text{ m/s}}{\text{run: } 4 \text{ s}} = -1 \text{ m/s/s}$