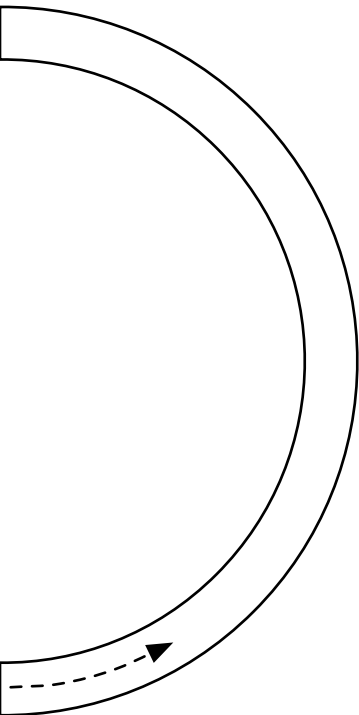
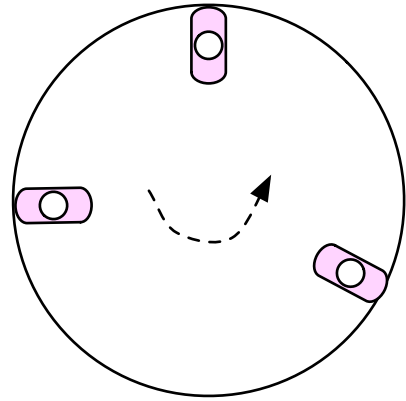


Wk 23 Circular Motion

Actual Velocity is Tangent

name: _____

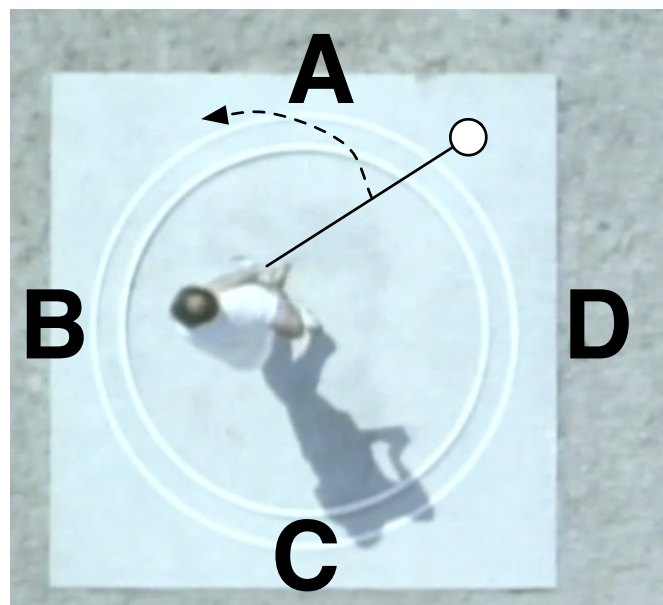
1. At right is the top view of a playground merry-go-round. If the person were to fall off at the moments shown, draw tangent arrows to show her path.



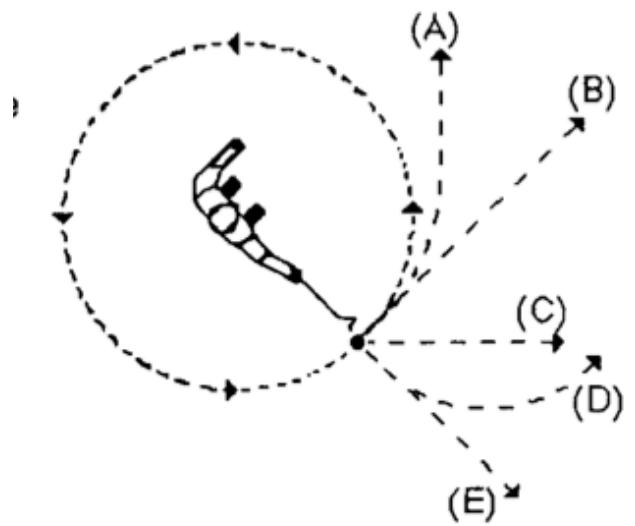
2. The car at left was traveling in the direction shown by the dotted arrow, but left the road and ended up as shown. Draw a line from the road to the car showing the path you think it took.



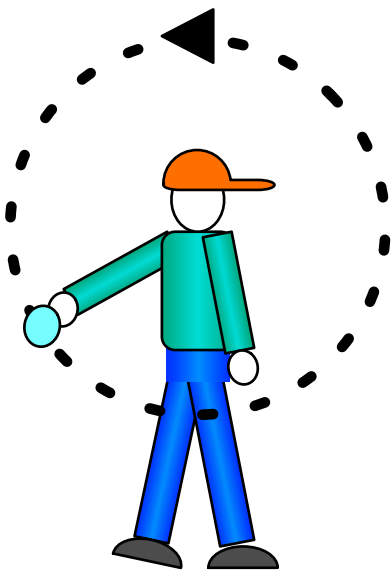
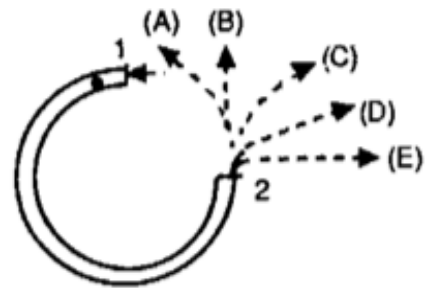
3. The red arrows show which way the hammer thrower is supposed to throw the hammer. At which point should he release it - when the ball gets to A, B, C or D?



4. A heavy ball is attached to a string and swung in a circular path as shown in the diagram. At the point shown, the string suddenly breaks. Which path is the one the ball will actually follow - A, B, C, D, or E?



5. In the diagram, you see a top view of a hose laying on a table top. Someone puts a ball in the hose at the spot marked 1 and blows in the hose. Which path shows the way the ball will come out at the spot marked 2 - A, B, C, D, or E?



6. (Tricky!) Softball pitchers move the ball around in a circular motion before releasing the ball. Draw an arrow to show the tangential velocity at the point should the pitcher release the ball to get maximum Range.